

K/Ka-Band DCP Antenna

2U Space System

DESCRIPTION

K/Ka-Band Subsystem is a **4-port dual-circular-polarized dual-band antenna**. It has been specially design for **space applications**, being perfect for smallsats for its **2U size**.

HERITAGE

With many years of experience within the aerospace sector, we offer the best of our experience in each new project, combining our know-how with the fulfillment of the highest quality standards

+ 20 SPACE PROGRAMS
+ 10 YEARS OF EXPERIENCE
+ 10 DEVELOPMENTS IN ORBIT

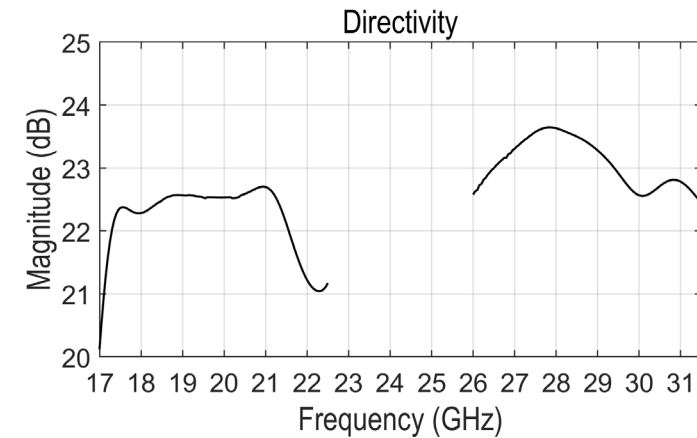
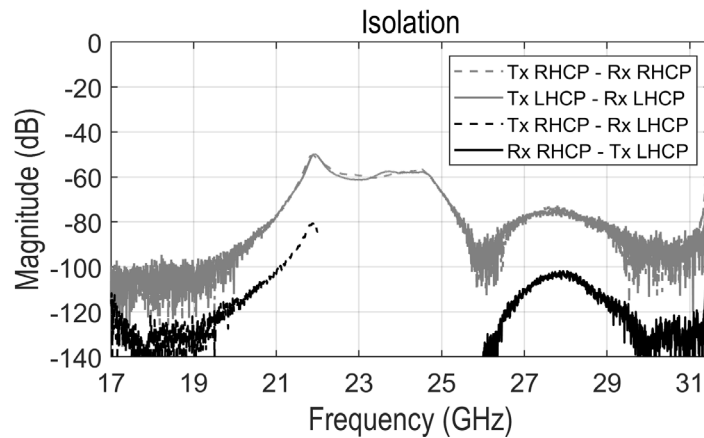
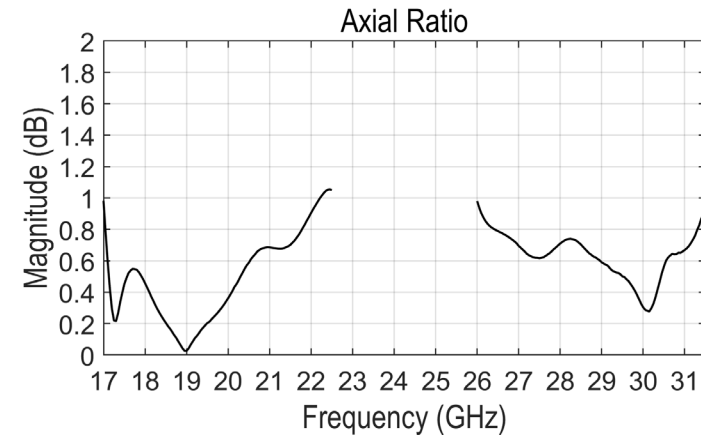
CLIENTS

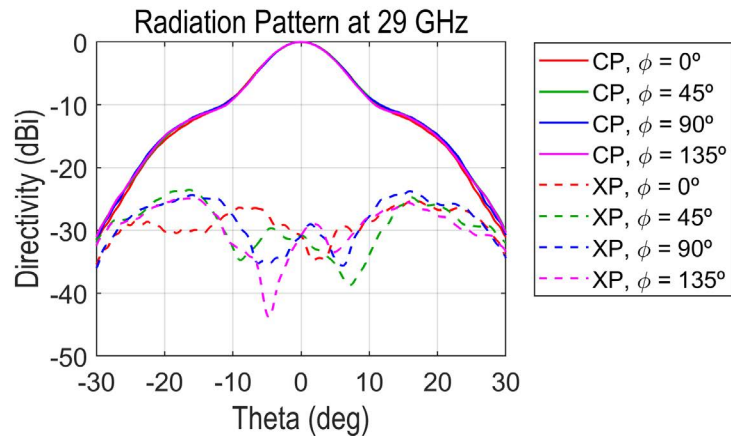
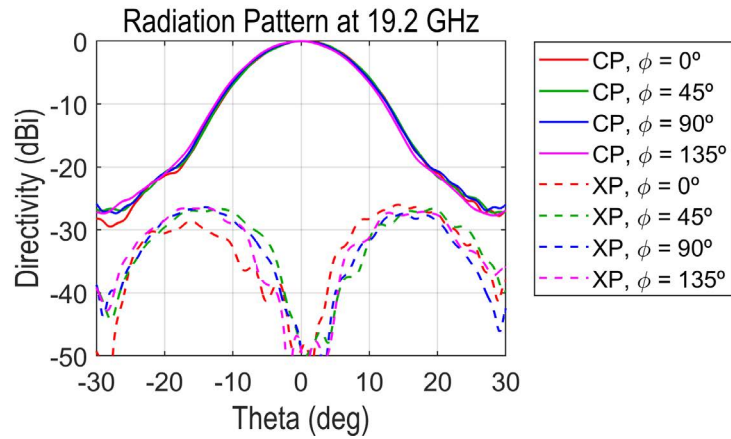
Clients in more than **50 countries** trust in us. Leading companies all over the world believe in our capabilities to face the most demanding challenges.



ELECTRICAL SPECIFICATIONS

Parameter	Typical value
Frequency band - Pass band TX	17.3 - 21.2 GHz
Frequency band - Pass band RX	27 - 31 GHz
Return Loss	18 dB
Isolation TX/RX & RX/TX	80 - 100 dB
Directivity	21 dB
Axial Ratio	0.8 dB
Cross-Polar	-20 dB
Angular Beamwidth	10°
Polarization	RHCP & LHCP for both TX and RX





MECHANICAL SPECIFICATIONS

Parameter	Description
RHCP TX Port	Coaxial 2.92 mm (F)
RHCP RX Port	Coaxial 2.92 mm (F)
LHCP TX Port	Coaxial 2.92 mm (F)
LHCP RX Port	Coaxial 2.92 mm (F)
Size	102 x 102 x 197 mm (2U)
Weight	620 g
Material	Aluminum

Additional notes

All values are typical and correspond to a measured sample. Actual values could vary slightly. The complete performance will be checked before delivery to fulfill specifications.

Last version: 27/02/2023



MECHANICAL OUTLINE

