

Ka-Band Lens Horn Antenna

26.5 to 40 GHz, WR28, 30 dBi Directivity

DESCRIPTION

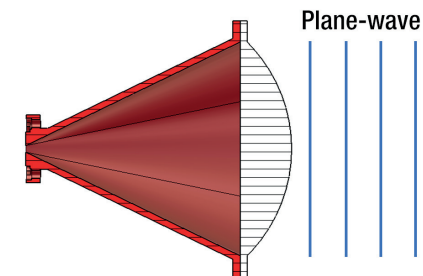
Anteral's Lens Horn Antennas are conical horn antennas with a **plano-convex** Teflon (PTFE) lens added in the aperture, in order to apply phase correction and achieve high gain, low VSWR and low side-lobes, with minimum size.

The LHA-30-WR28 model operates at the Ka-band between 26.5 and 40 GHz with 30 dBi nominal mid-band directivity and a typical VSWR of 1.25.

APPLICATIONS

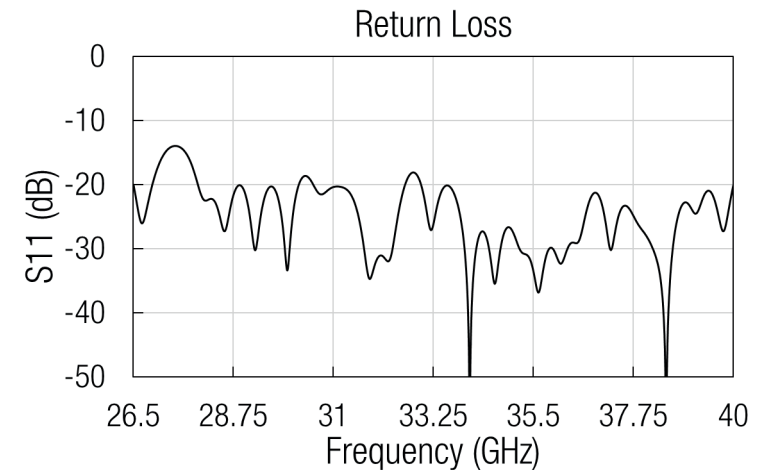
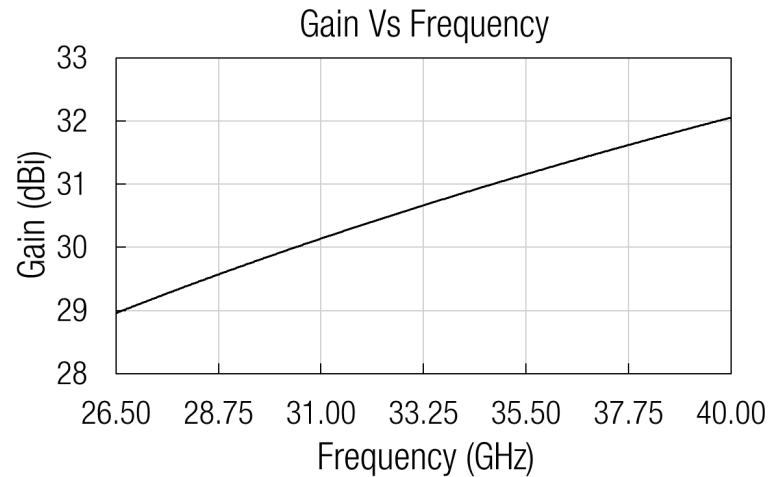
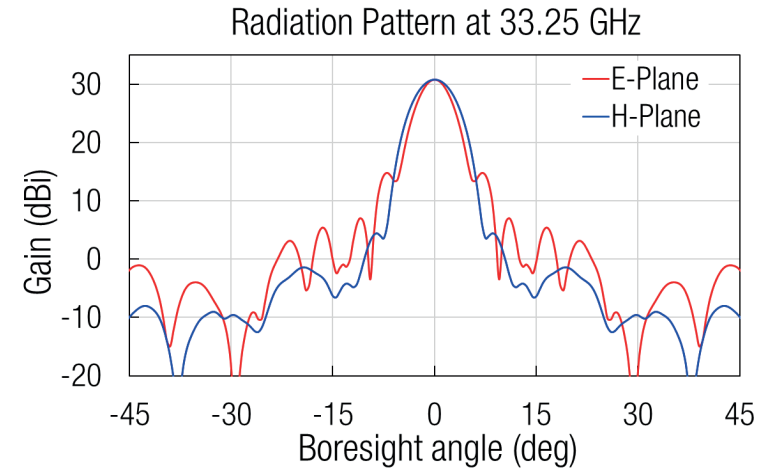
Lens Horn Antennas are especially useful when high gain is required with the minimum size. Therefore, these antennas are widely used in radar applications, communication links and meteorological systems among others.

Anteral also offers their **Focusing Lens Horn Antennas** with double-convex lenses to exhibit very well define focusing beams with short focal distances which makes them optimal for testing and material characterization.



ELECTRICAL SPECIFICATIONS

Parameter	Typical value
Frequency	26.5 - 40 GHz
Directivity	30.8 dBi
3 dB Beamwidth, E-plane	4.5 deg
3 dB Beamwidth, H-plane	5.7 deg
Sidelobe, E-plane	-16 dB
Sidelobe, H-plane	-28 dB
S11	-18 dB


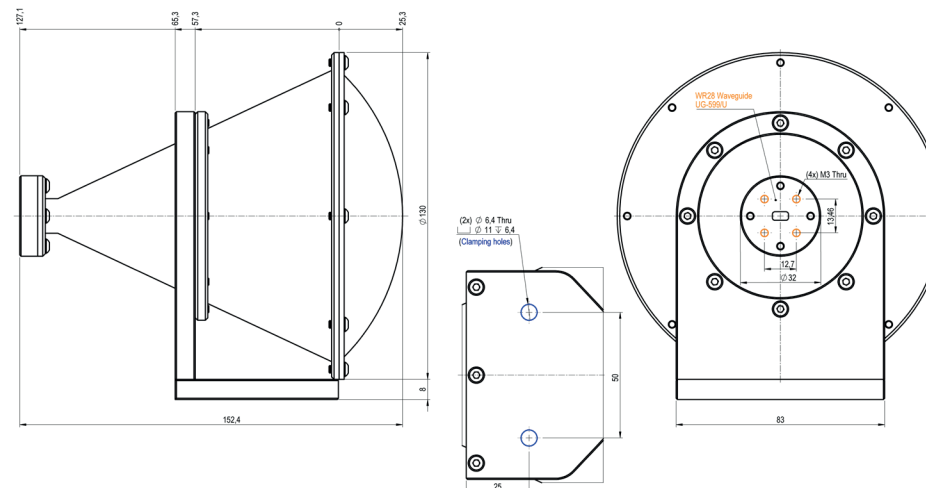


MECHANICAL SPECIFICATIONS

Parameter	Description
Antenna Port*	WR-28 (7.112 mm x 3.556 mm)
Flange	UG-599/U
Volume	130 x 138 x 152.4 mm
Total weight	820 g
Horn Material	Aluminum
Lens Material	PTFE
External Color	Ruby Red
Surface treatment for antenna	Surtec 650
Surface treatment for bracket	Black anodized

*The antenna includes a rectangular to circular waveguide transition (WR-28 to WC-290)

MECHANICAL OUTLINE



Additional notes

Actual values have been checked experimentally but they could vary slightly. Return loss and radiation pattern data are measured from a sample.

The return loss performance of all items is checked before delivery.

Last version: 07/05/2026

