

X/Ku-Band Lens Horn Antenna

10 to 15 GHz, WR75, 30 dBi Gain

DESCRIPTION

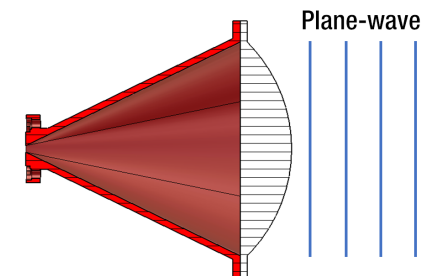
Anteral's Lens Horn Antennas are conical horn antennas with a **plano-convex** Teflon (PTFE) lens added in the aperture, in order to apply phase correction and achieve high gain, low VSWR and low side-lobes, with minimum size.

The LHA-30-WR75 model operates at the X/Ku-band between 10 and 15 GHz with 30 dBi nominal mid-band gain and a typical VSWR of 1.2.

APPLICATIONS

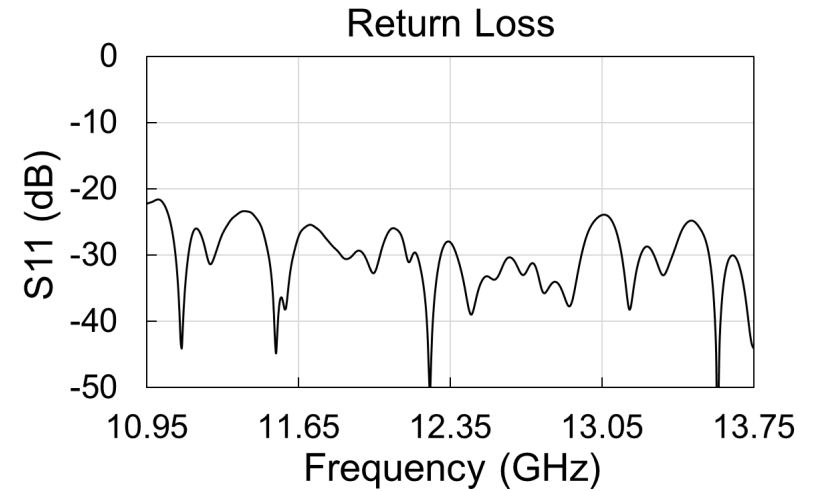
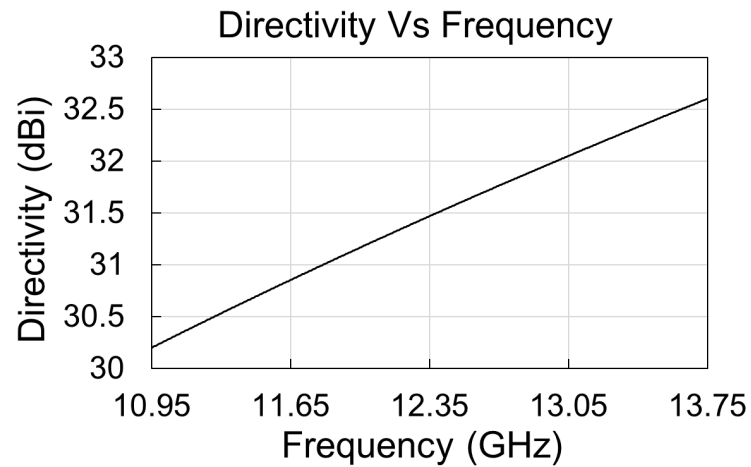
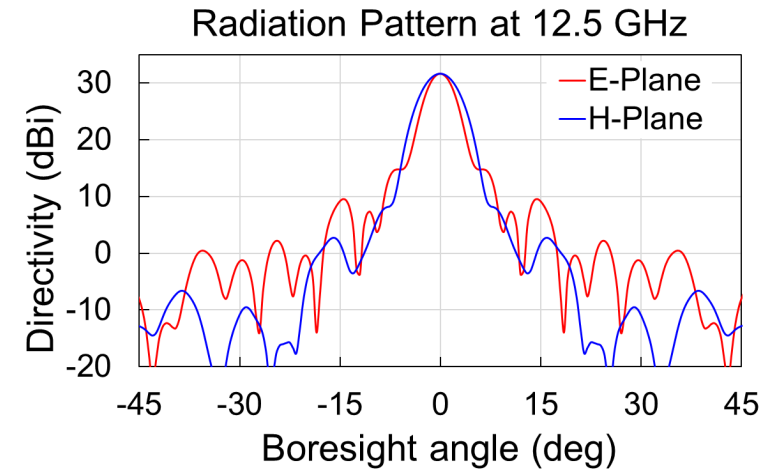
Lens Horn Antennas are especially useful when high gain is required with the minimum size. Therefore, these antennas are widely used in radar applications, communication links and meteorological systems among others.

Anteral also offers their **Dual Polarized Focusing Lens Horn Antennas** with double-convex lenses to exhibit very well define focusing beams with short focal distances which makes them optimal for testing and material characterization.



ELECTRICAL SPECIFICATIONS

Parameter	Minimum	Typical	Maximum
Frequency	10 GHz	12.5 GHz	15 GHz
Gain		31.6 dBi	
3 dB Beamwidth, E-plane		3.9 deg	
3 dB Beamwidth, H-plane		5.3 deg	
Sidelobe, E-plane		-22 dB	
Sidelobe, H-plane		-29 dB	
S11		-20 dB	

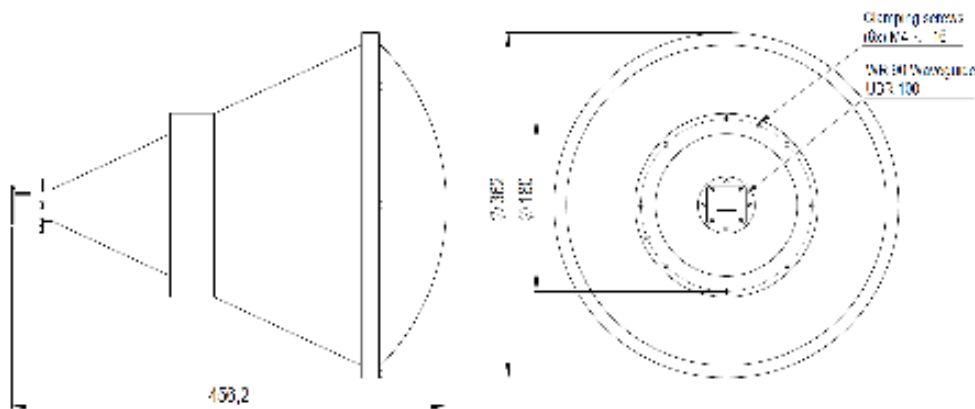


MECHANICAL SPECIFICATIONS

Parameter	Description
Antenna Port*	WR-75 (19.05 mm x 9.525 mm)
Flange	UBR 100
Total length	456.2 mm
Total diameter	362 mm
Total weight	12120 g
Horn Material	Aluminum
Lens Material	PTFE
External Color	Ruby Red

*The antenna includes a rectangular to circular waveguide transition (WR-75 to WC-109)

MECHANICAL OUTLINE

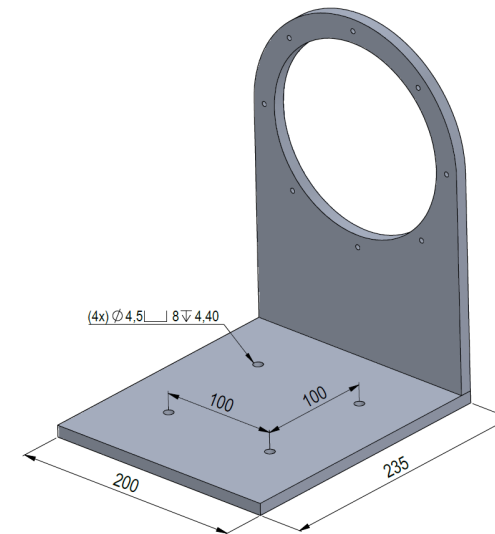


CLAMPING STRUCTURE

Anteral's Lens Horn Antennas are drilled with some threads for clamping purpose. See the mechanical outline. Anteral also offers clamping structure for the LHA-30-WR75 with the following specifications.

Model	Material	Weight (g)
LHA-30-WR75-CLAMP	Aluminum	2130

*The base is drilled with 4 through holes but any custom holes can be added



Additional notes

Gain and radiation pattern data are simulated. Actual values have been checked experimentally but they could vary slightly.

Return loss data are measured from a sample.

The return loss performance of all items is checked before delivery.